

Strain Monitor Type KL66



Strain Monitor KL66 is used as a force and deformation monitoring element for all types of structures

General

As in all DIGISENS transducers, an oscillating-wire sensor is used to convert the force/load into an electrical signal. This patented element is able to deliver a signal that can be directly processed by a computer.

Application

Surveying the stress of any kind of structure like bridges, cranes, machines or tanks. Overload protection for elevators, platform, robots, vehicles, etc.

Description

The Strain Monitor KL66 is threaded on the structure to be surveyed and allows a precise and reproducible measurement of its stress changes. Using DIGISENS vibrating wire technology instead of a strain gauge, means having a simple mechanical mounting combined with a very accurate measurement. This technology also offers an extremely high resolution.



Deformations of fractions of a μm can be measured.

Since the KL66 is adapted to the material of the structure to be surveyed, differential thermal expansion has no negative influence on the precision.

The DIGISENS technology is also standing for a very good long-term stability. Since no organic material is involved in the measurement chain, creeping or other influences are reduced to the minimum.

The KL66 delivers a 5V-TTL frequency signal, proportional to the displacement measured. The frequency is a square root

function of the displacement. In most applications it can be considered linear.

This frequency signal is easy to transmit, immune to perturbations and can be treated directly by any processor.

Fit and function

The Strain Monitor KL66 is delivered with all fixing parts needed. This allows a simple mounting on the desired structure.

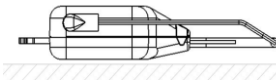
No special tooling is needed. No surface conditioning, no glues drying in clean room condition. No maintenance is needed.

Just tighten the screw and you are ready to measure.

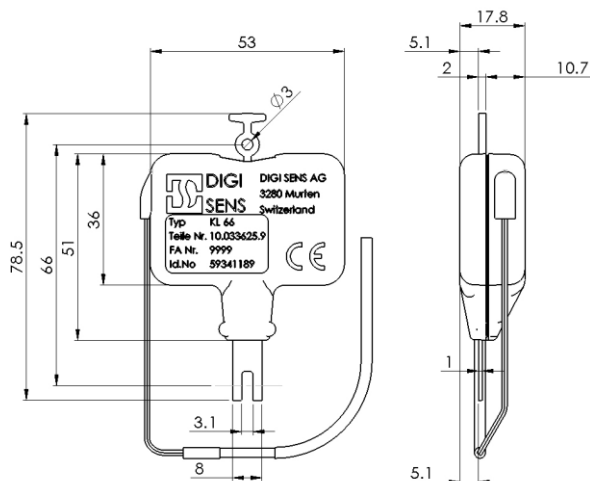
Strain Monitor Type KL66

Technical Data

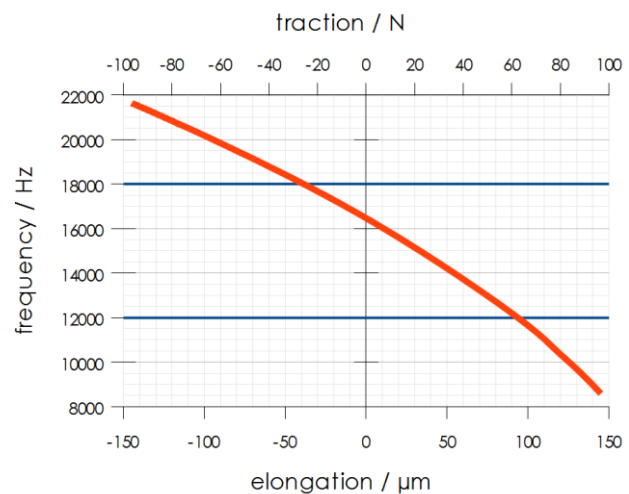


1. Technical specification				2. Cable																					
Dimensions LxWxH	79x53x17.5 mm	Temperature drift of zero on steel	typical ± 0.25 Hz/K	Type	AWM 2464 AWG 26 shielded or AWM 2464 AWG 26 unshielded or AWG 26 (replacement)																				
Weight (without cable)	20 g	Recommended mounting distance on steel (ex. S235, E295)	64.8mm	Length	6 m or 35 mm (replacement)																				
Housing	IP53 according ICE 60529:2001	Temperature mounting distance dependency	-0.5 Hz/(K·mm)	Cable Connection																					
		Temperature influence on span	typical 0.1%/10°K	<table border="1"> <thead> <tr> <th></th> <th>open</th> <th>JST-PH3</th> <th>Wago 231-103</th> <th>JST-ZMR-03</th> </tr> </thead> <tbody> <tr> <td>GND</td> <td>wh</td> <td>1</td> <td>2</td> <td>1</td> </tr> <tr> <td>VCC</td> <td>bn</td> <td>3</td> <td>3</td> <td>2</td> </tr> <tr> <td>frequ</td> <td>gn</td> <td>2</td> <td>1</td> <td>3</td> </tr> </tbody> </table>			open	JST-PH3	Wago 231-103	JST-ZMR-03	GND	wh	1	2	1	VCC	bn	3	3	2	frequ	gn	2	1	3
	open	JST-PH3	Wago 231-103	JST-ZMR-03																					
GND	wh	1	2	1																					
VCC	bn	3	3	2																					
frequ	gn	2	1	3																					
Power supply	3 to 5 V DC (opt. 24 V)	Vibration sensitivity	According to IEC 68-2-34	Bending radius																					
Nominal	5 mA(max.10 mA)	Shock resistance	According to IEC 68-2-34	15x diameter of cable																					
Overvoltages (UL-Standard): Transient overvoltages according Installation Categories I For mains supply the min. category is II		Hysteresis (for ideal structure)	=2 f.s.d. Hz	3. Standards																					
Elongation nominal	+90 / -45 μ m	Reproducibility (for ideal structure)	=2 f.s.d. Hz	residential: EN 61000-6-1 and -3 industrial: EN 61000-6-2 and -4 elevator: EN 12015 and EN12016																					
Elongation overload	+135 / -120 μ m	Relative Air Humidity	$\leq 98\%$ not condensing	Standards for 593411888 (UL-certified):																					
Traction nominal	+60 / -30 N	For UL-Standard: Maximum relative humidity 80% for temperatures up to 31°C decreasing linearly to 50% for relative humidity at 40°C		USR: UL 61010-1 Second Edition CNR: CAN/CSA-C22.2 No. 61010-1 Second Edition: E311966																					
Traction overload	+90 / -80 N	Pollution degree	2	4. Delivery Condition																					
Signal nominal	12000-18000 Hz (5 V TTL)	Indoor use		Clip for earthing Fixing screw 3pcs DIN912-M3x6 Fitting instruction Shrinking tube (replacement only)																					
Signal overload	9000-21000 Hz (5 V TTL)	Temperature range (inside UL-specification)	0 to +40°C																						
Base frequency	16500 Hz ± 500 Hz																								
Sensitivity	~ 4 Hz / $\mu\epsilon$ @ 12 kHz ~ 2 Hz / $\mu\epsilon$ @ 18 kHz																								
MTBF	13Mio h																								
Functional temperature range	-10 to +70°C																								

Dimensional drawing



Characteristic (typical)



DIGI SENS Switzerland AG

Freiburgstrasse 65
CH – 3280 Murten
Switzerland

Tel. : +41 (0)26 672 98 76
Fax : +41 (0)26 672 98 79
sales@digisens.ch
www.digisens.ch